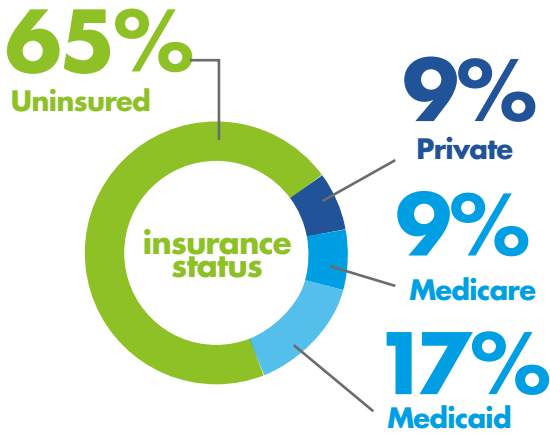


CONNECTING THE DOTS FOR THOSE IN NEED



43,530

total patient encounters



55% **45%**

7,446

number of men, women and children who received services



2,916

dental care encounters



mental health encounters

13,299



181

veterans served



17,496

primary care encounters



health education encounters

691

\$2,490,000

in uncompensated healthcare services were provided in 2018

4,158

substance abuse encounters



100% and below of federal poverty level



76%



4,831

case management encounters

167

eye care encounters



Board of Directors

Scott Cardozo
President

Elizabeth Roark
1st Vice President

Olivia Garland
2nd Vice President

Mona Siddiqui
Secretary

George Welch
Treasurer

Tom Anderson
Anita Bennett
Richard Bennett, Jr.
Krista Graves
Dale Harvey
Christopher Lindsay
Sean McGlynn
Rumy Mohta
Donna Rowe

Staff Leadership

Beth Merchant
CEO

Maureen Neal
COO, Advancement

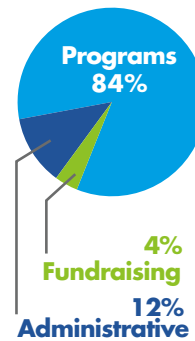
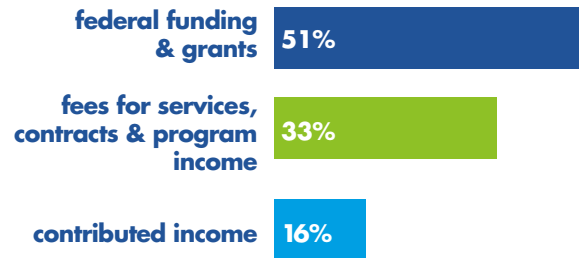
Helena DeLigt
COO, Programs

Stephen Popovich
Medical Director

Jernice Giles
Dental Director

Paul Brasler
Behavioral Health
Coordinator

budget



Total Budget
\$6,388,459

Expenses
\$6,723,631

Revenue
\$7,066,252

Ending Net Assets
\$6,169,352

milestones

Received the Virginia Health Care Foundation's inaugural **Safety Net Health Innovation Award** for the Diabetes Impact program. The award recognized the integration of primary care, behavioral health, oral health, medication therapy management and health education services to improve diabetes health outcomes for a cohort of homeless individuals.

In CY 2018, our Medication-Assisted Treatment program which combats the community's opioid epidemic served **97** program participants with **3,135** recovery sessions.

After a national search, **a new CEO** was hired and began her tenure on May 1.

Began offering long-acting reversible contraceptives (LARCs) to uninsured and underinsured women at **NO COST** to the patient.

Recognized by Health Quality Innovators as the first FQHC (federally qualified health center) in the nation to complete all five phases of a practice transformation initiative that focuses on patient-centered care, better health outcomes and thriving as a business in a value-based setting.

2017 to 2018 comparisons

7% increase in the number of patients served

14% increase in the number of patient visits

5% decrease in the number of uninsured patients

Daily Planet Health Services provides accessible, comprehensive and integrated quality health services to vulnerable populations regardless of their insurance, financial, housing, or citizenship status.



West Grace Health Center
Southside Health Center
St. Joseph's Outreach Clinic

Henrico Area Mental Health East
Henrico Area Mental Health West
www.dailyplanetva.org